

# Smart Buildings at IITH

**Dr. P Rajalakshmi**

Assistant Professor

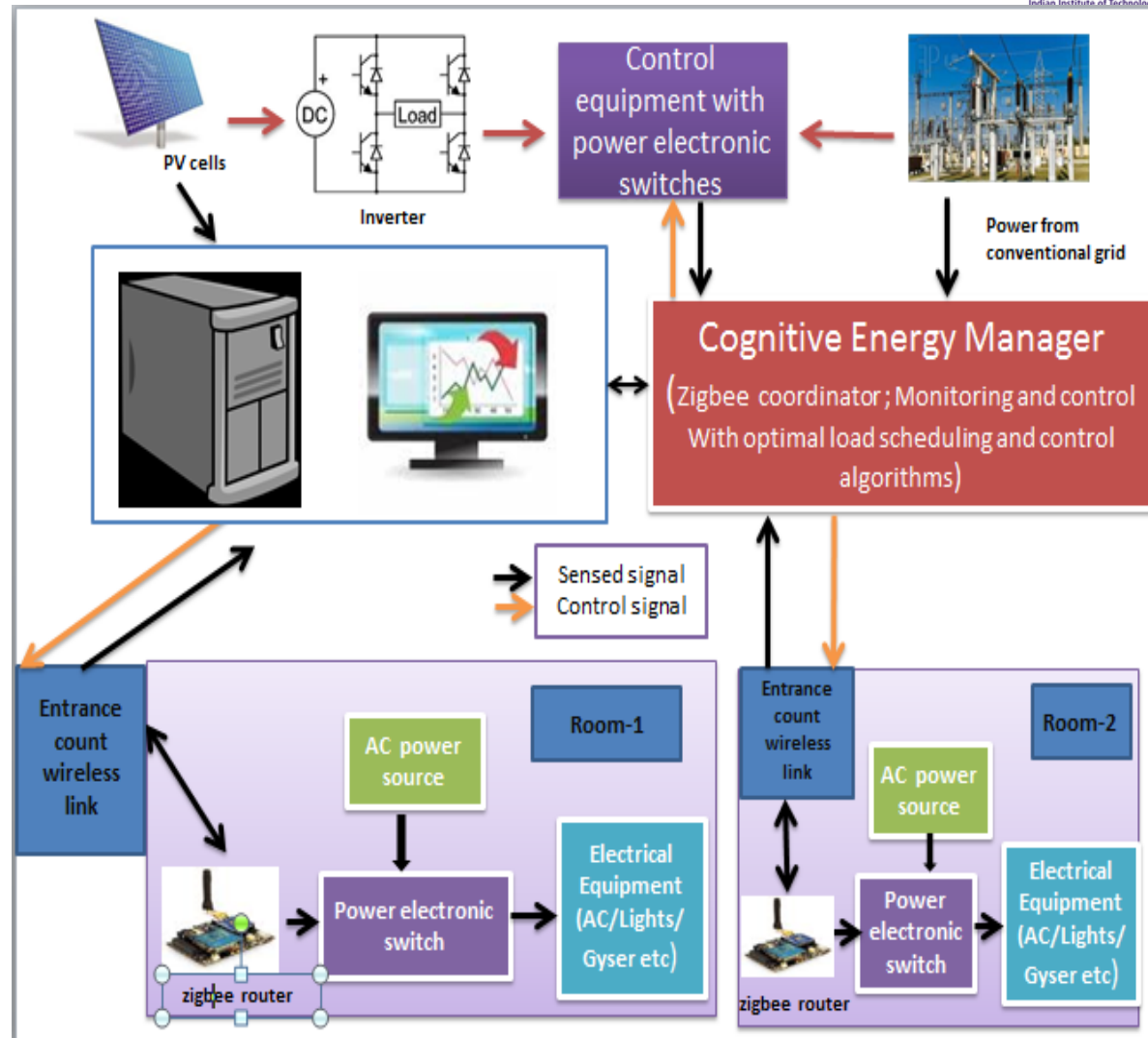
Department of Electrical Engineering

IIT Hyderabad

Email: [raji@iith.ac.in](mailto:raji@iith.ac.in)

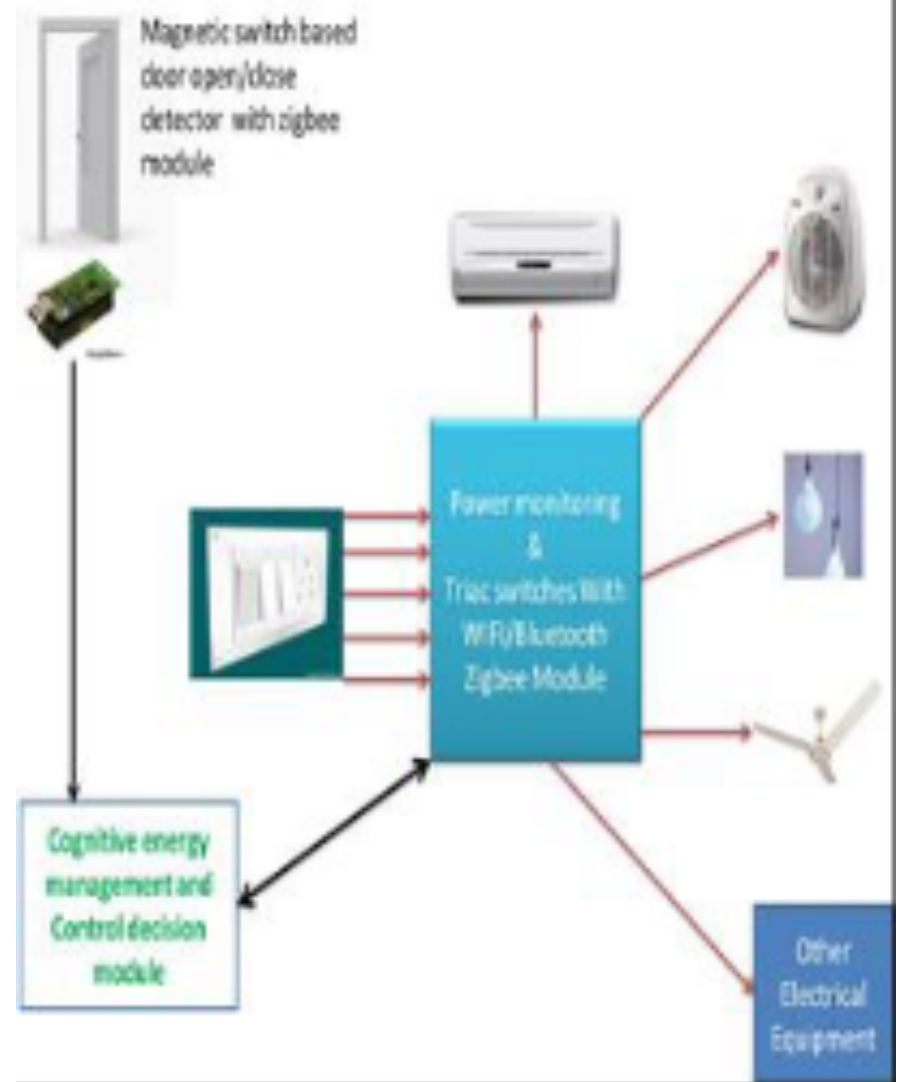
# Objectives – Smart Zero Net Energy Buildings

- **ZNEB** - Net energy drawn from the conventional grid should be zero by maximizing the energy drawn from the renewable energy sources in an year
- Ubiquitous Home/Building Networks - **Energy management** within buildings



# Energy Management within Buildings

- Buildings consume approximately 70% of total electricity produced and lead to approximately 40% of greenhouse gases.
- A smart building with an integrated Wireless **Sensor Network**, a **Cognitive Energy Manager**, and an **actuation system for controlling** electrical appliances in the building.
- Cognitive Energy Manager is the brain



# Smart Energy Efficient Building Design

- Layered Architecture: Energy management within the building

- Sensing of various physical parameters –*

- Power monitoring, motion, Location detector, Gas detector, smoke, fire, temperature, hygrometry, CCTV, door/window status...

- Cognitive Base Station – Intelligent computing with context-awareness*

- Receives sensed data
    - provides relevant services based on the situation/context
    - Sends out commands to the actuators/control modules
    - Can be centralized or distributed computing

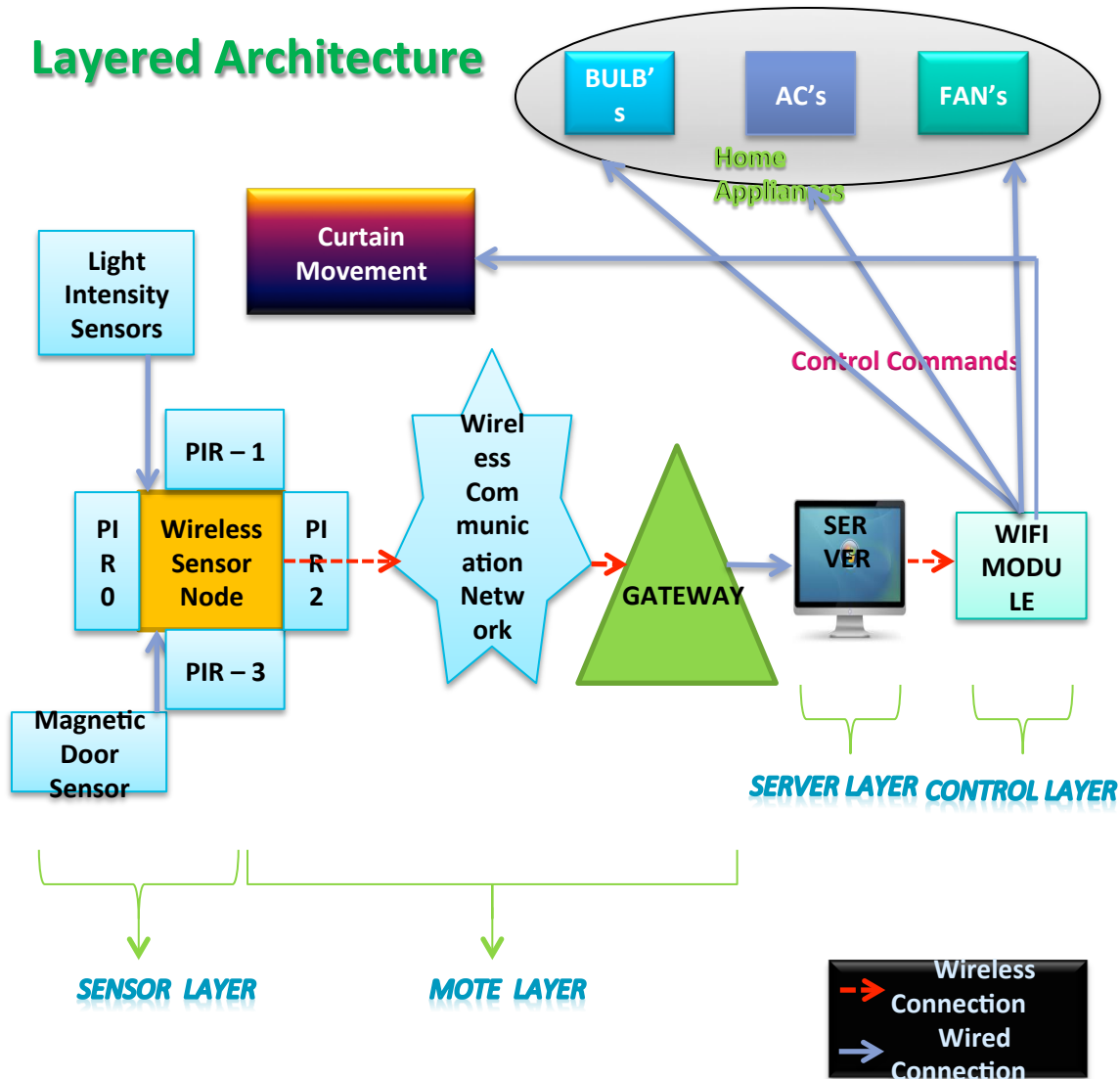
- Communication - Heterogeneous wireless environment*

- Zigbee, Wifi and Bluetooth (services on the phones, web, tabs)

- Control module – power electronics*

- Wireless signals control the triac switches to drive the load

## Layered Architecture



# IITH mote – 802.15.4 Wireless Communication Node

## *IITH mote*

- **IITH mote** Low cost Wireless sensor network platform
- ISM band – 2.4 GHz
- Atmega AT128-1 controller and AT86RF230 radio
- 820.15.4/Zigbee and TinyOS based
- Environment, Agriculture, Smart home applications
- Teaching /R&D to educational institutions



# CPS Lab – Field Trials



# Sensor modules – In-house built based on the commercial sensors




a) Light intensity sensor



b) RFID Module




c) PIR Sensor



d) Power Monitoring circuit  
(Hall effect Sensor)



e) Magnetic Sensor




f) Curtain operator control


# Communication Modules - Heterogeneous wireless network

- To support Variable data rate applications
- Low power, event based applications, low data rate – Zigbee -
- High bandwidth , data rate – WiFi – video, multimedia applications

A) IITH mote – 802.15.4



B) WiFi (Rabbit core)



C) Bluetooth module







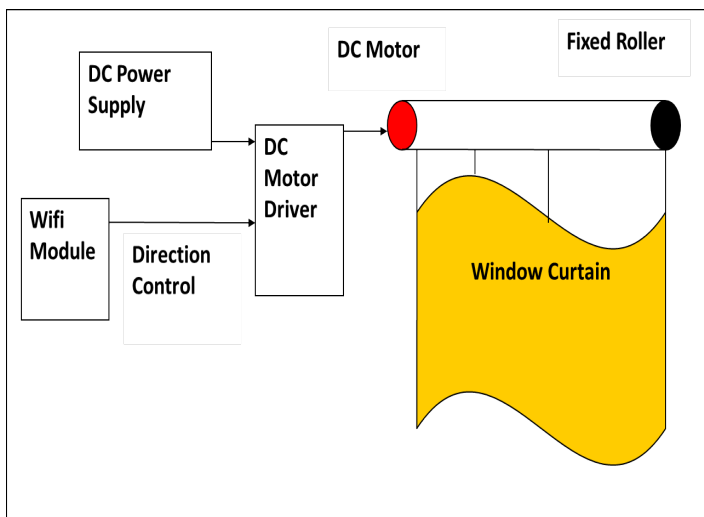
# Control Modules

- Actuation with power electronic switches
- Loads with different ratings can be controlled
  - Lights, Fans
  - Acs
  - Curtains
- Manual Override is provided at each control switch.

## Power electronics based control modules



## Curtain Operator

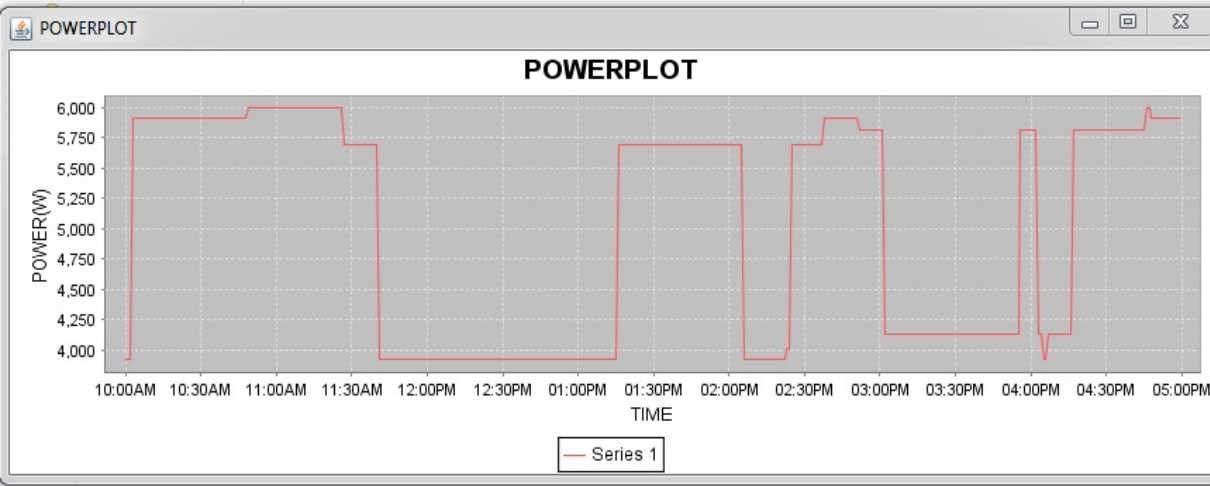
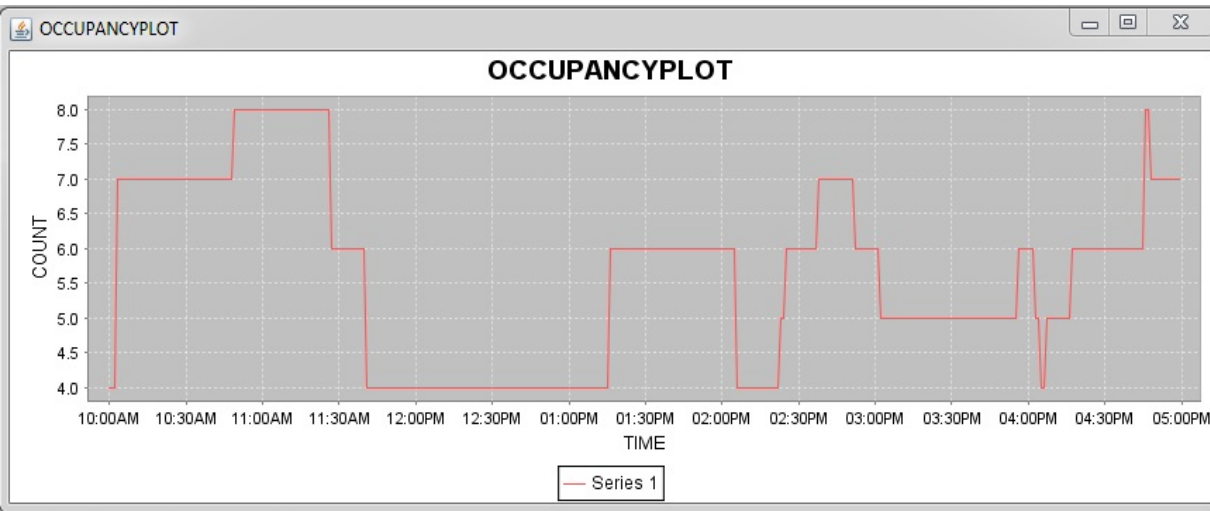


Curtain operator control



# Experimentation Results – CPS Lab

Power usage plot for 1 day in Smart lab



Search NIKKI (G:)

SELECT DATE DD MM YYYY  
31 07 2012

ENTER START TIME HH MM  
10 00

ENTER END TIME HH MM  
17 00

GET POWER PLOT GET OCCUPANCY PLOT

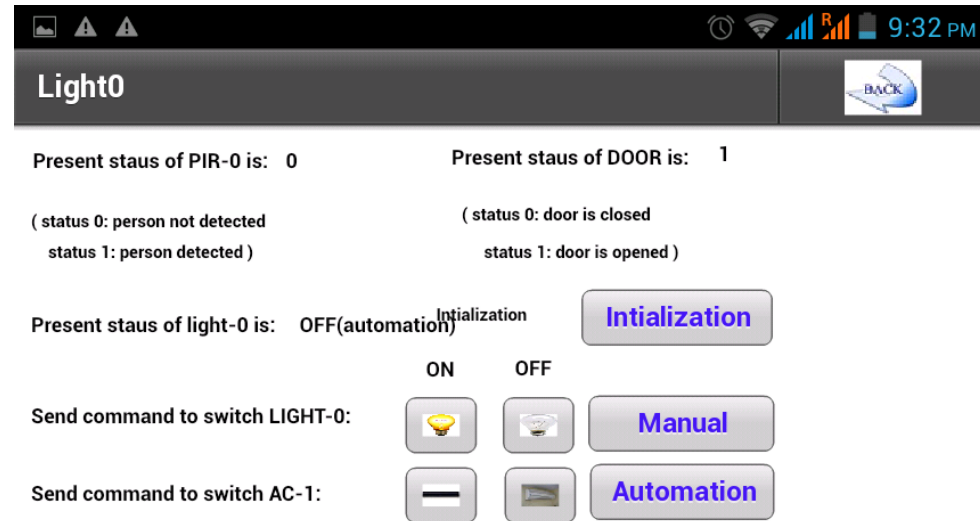
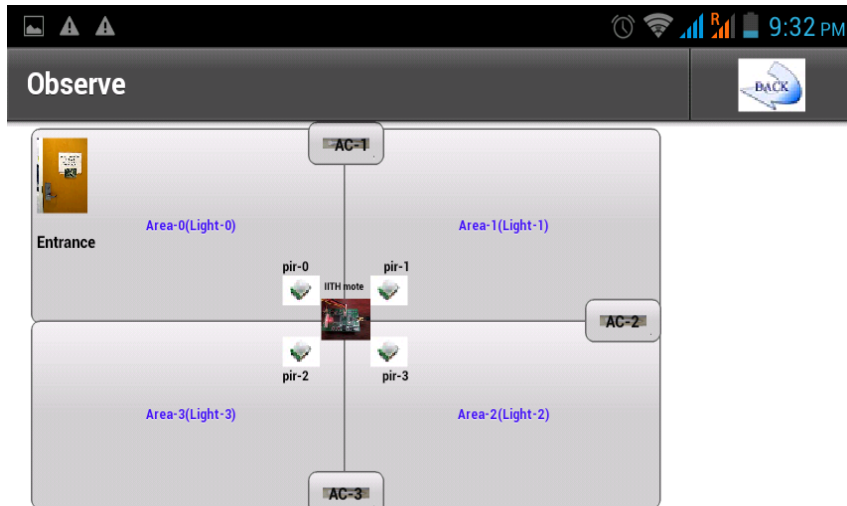
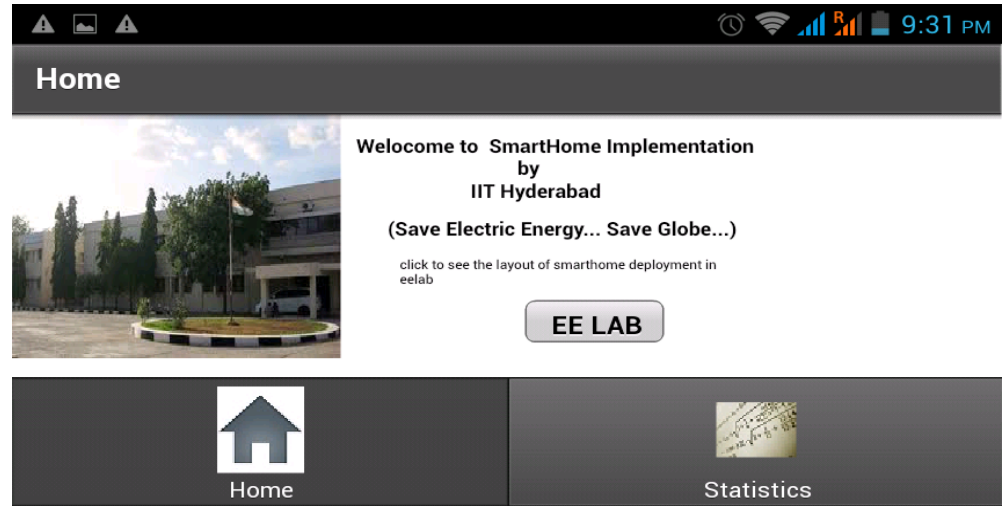
Energy saving in smart Lab is around **30%**

# Smartphone based control of smart room

Android based app for smart phones and tablet

App → adobe flash builder

- Monitoring and actuation is enabled
- All electrical loads can be monitored from anywhere on the globe
- Manual over ride to stop automation is provided for user comfort
- Scheduling of load from smart phone is under development.



# Planned and Ongoing Activities

- Smart Buildings at IITH permanent campus
- Low cost smart monitoring and actuation module development
- Standardization – IEEE 1888 compliant data collection at IITH server, and sensor nodes for smart buildings
- Integration of smart building with renewable sources like solar - ZNEB
- Theoretical models for dense traffic IoT applications
- Scalability with Wireless – ZigBee/Wifi multi-hop networks

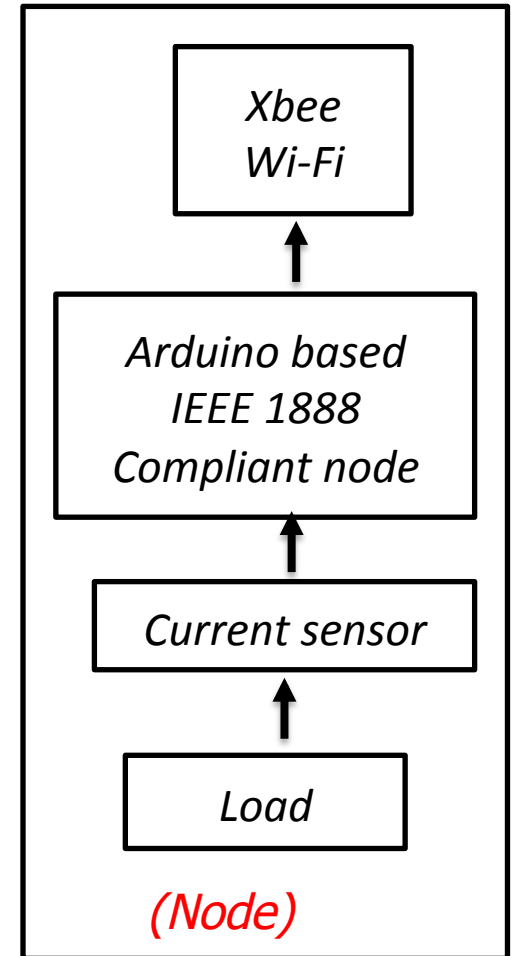
# Current based Monitoring at IITH In collaboration with UoT

Objective :

- To tap different electrical networks of IITH building
- monitor and save the current consumption data
- Log to designated IEEE 1888 server.

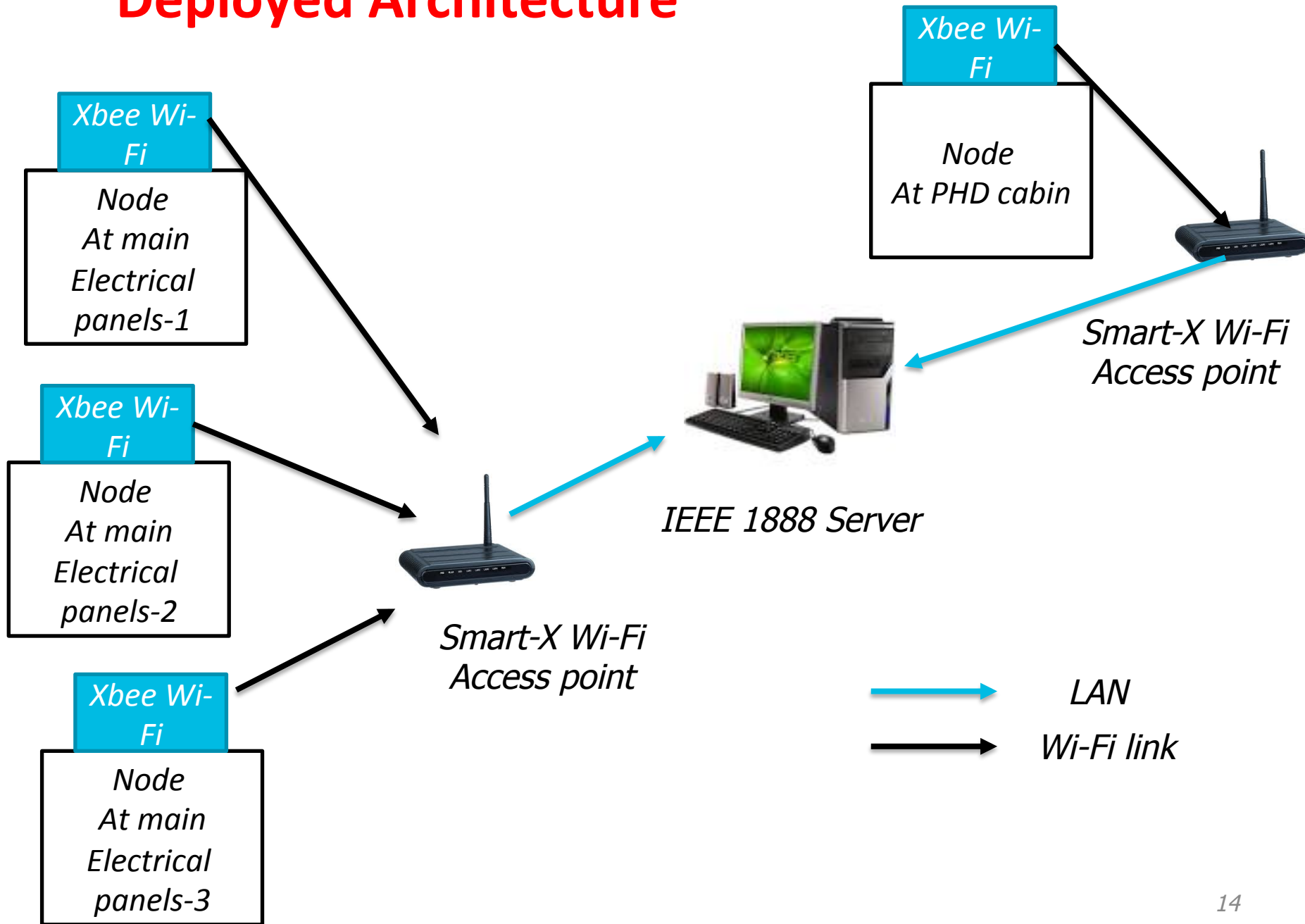
Architecture of the node deployed in the campus:

- Arduino based embedded platform to sense and
- compute  $i_{rms}$  of the load.
- convert data to IEEE 1888 compliant
- Xbee Wi-Fi module to interact with Smart-X Wi-Fi network.
- Log and visualize all monitored load values from anywhere
- using IEEE 1888 server.





# Deployed Architecture



# Four metres deployed at IITH in collaboration with UoT



*Meter deployment at Electrical Panels-1*



*Meter deployment at Electrical Panels-2*



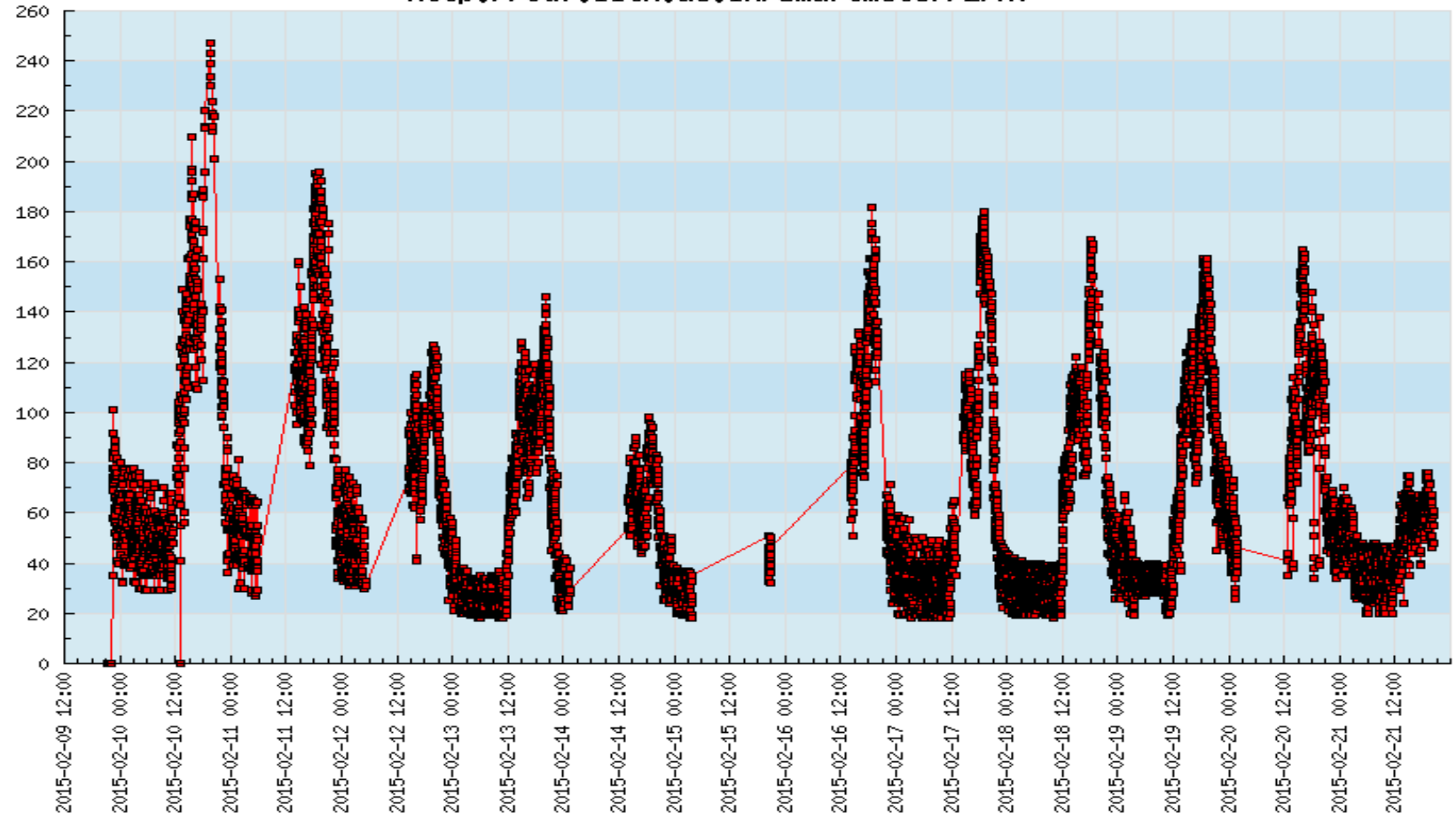
*Meter deployment at Electrical Panels-3*



*Meter deployment at PHD cabin of IIT Hyderabad*

# Current consumption of electrical panel-2 at IITH incollaboration with UoT

<http://odf.iith.ac.in/smartmeter/2/A0>



produced by JpGraph <http://asial.co.jp/jpgraph/>

**Low cost smart Modules to  
monitor  
and control Edge network in a  
building for effective BEMS**

# Motivation for Low cost smart Module

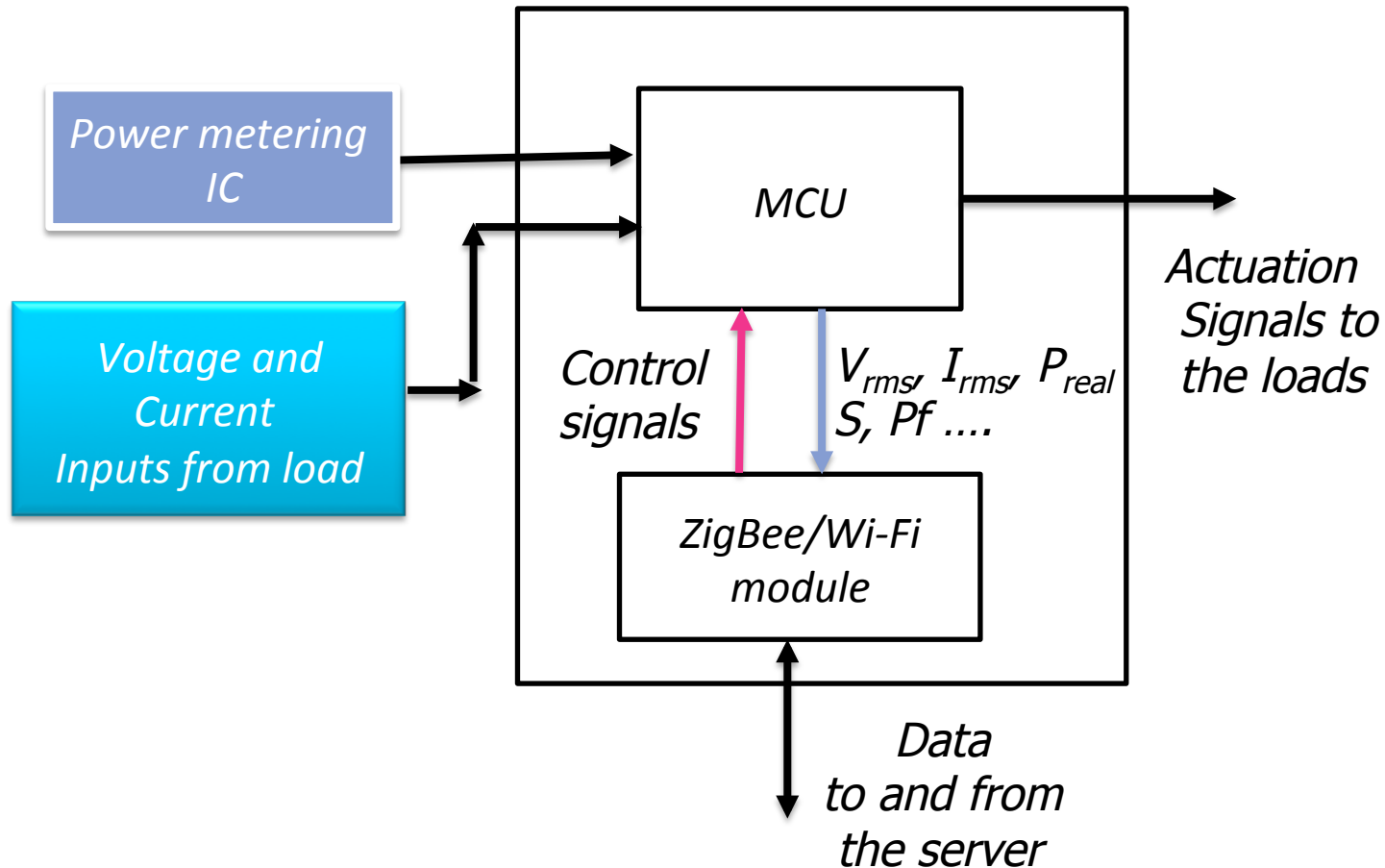
- To monitor each individual network in the building contributing to total consumption.
- Improves the efficiency Building Energy manager (BEM) in real time load scheduling of a building.
- Effective peak reduction and flat load profile can be attained with even *edge network monitoring and control*.
- Power quality improvement measures even at individual network level can be planned and implemented.

Parameters of consideration :


- voltage, current and power factor
- real, reactive and apparent power etc
- Power quality metrics




# Low cost smart module -- Architecture



# Glimpses of smart module development



*MCU and signal  
Conditioning circuit*



*MCU with Power, Current sensors*



*Current sensor  
for board*

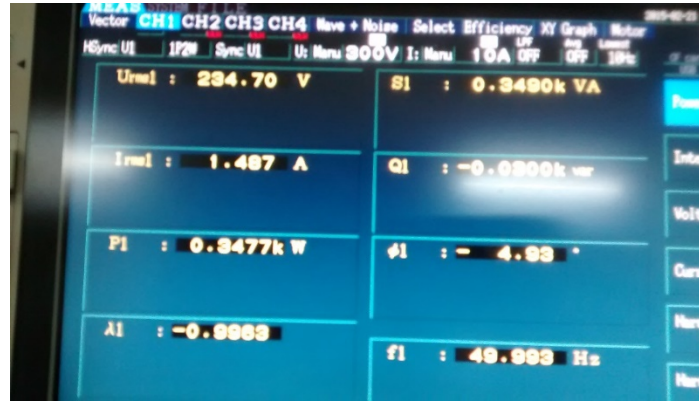


*Current sensor  
for Hioki-3390*



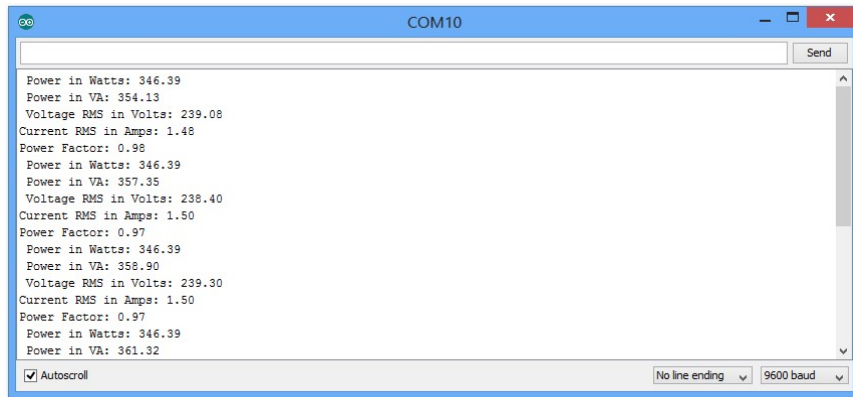
*Hioki-3390 power  
analyzer*

# Calibration of low cost smart module



*Load values observed in Hioki-3390 during calibration*

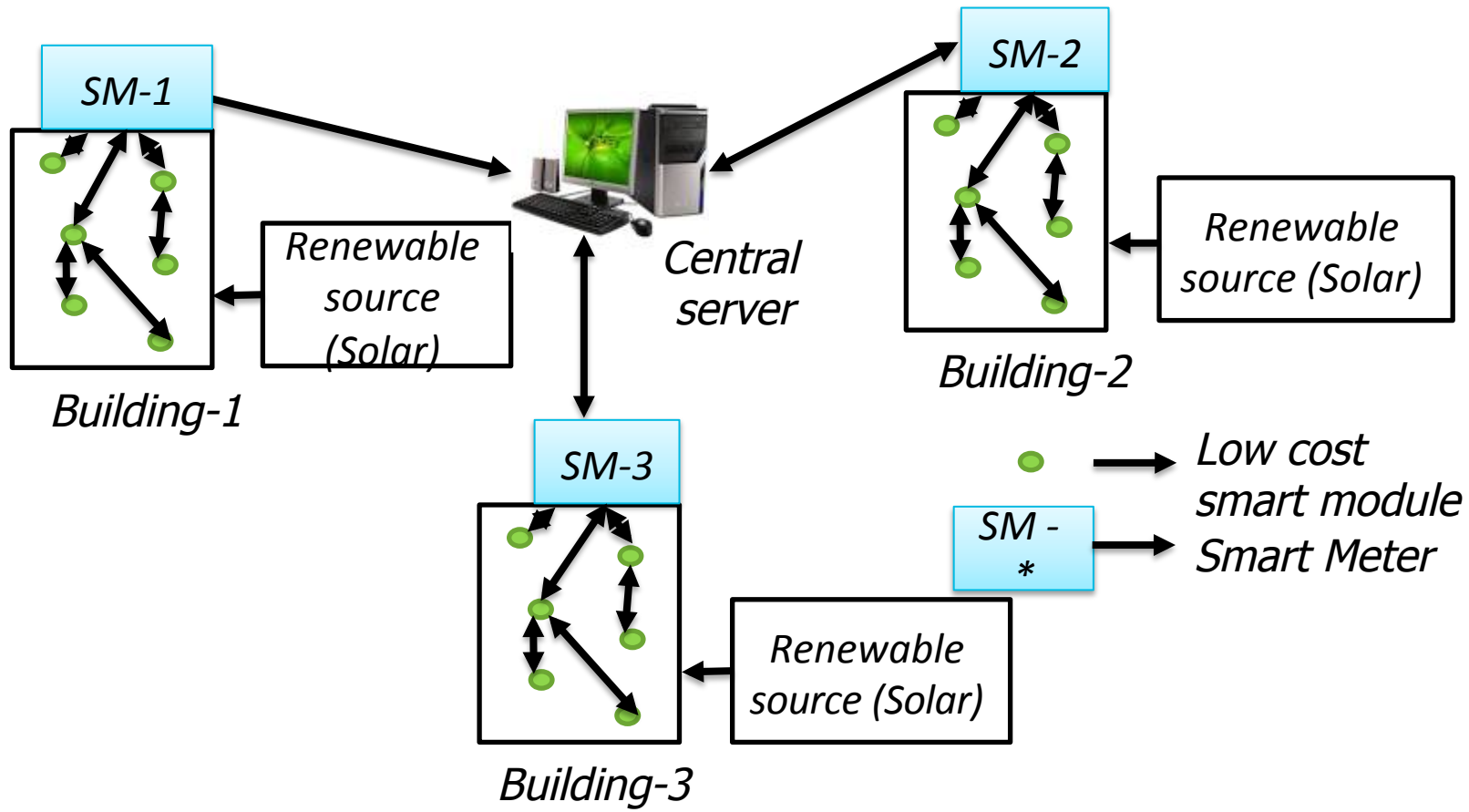
- Developed smart module is calibrated with standard Hioki-3390 module
- $V_{rms}$ ,  $I_{rms}$  and  $P_{real}$  are calibrated with different loads.
- Error observed in most of parameters are less than 3% on an average.
- Power factor obtained from the developed module gives the measure of reactive and apparent power also.
- Smart module can be easily interfaced with Wi-Fi or ZigBee modules finally to forward data to the central server
- Harmonics measure is also under consideration with same smart module



*Load values observed for the same load with smart module during calibration*

**Realizing IITH permanent campus  
as a collection of  
Smart Net Zero Energy Building  
(NZEB)**

# Architecture for IITH campus





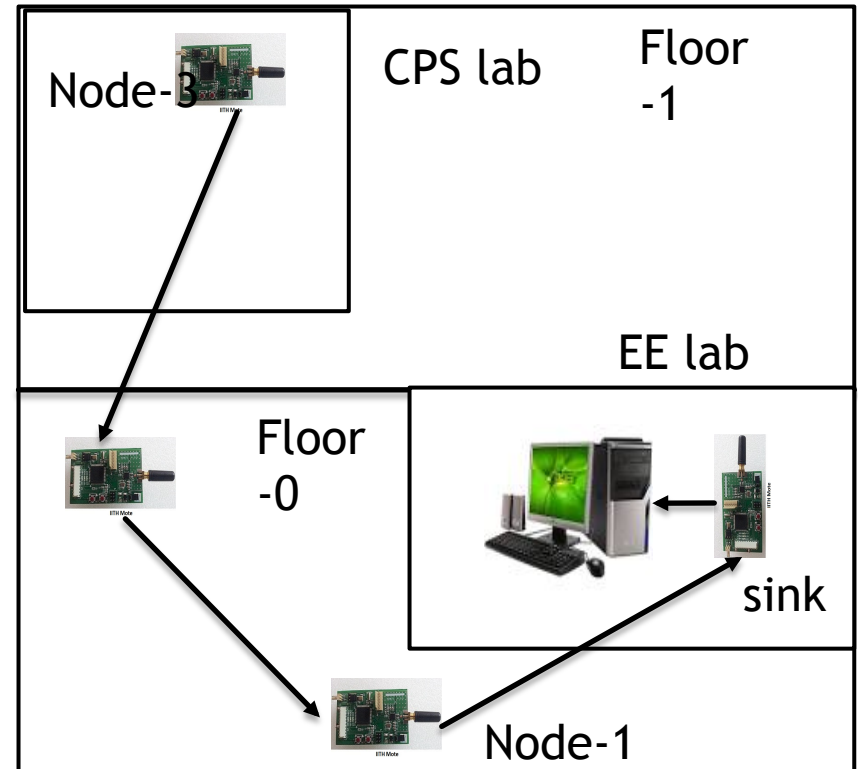
# Architectural proposal of smart Net Zero Energy Building (NZEB) for IITH campus

## Stage-1:

- Academic building is planned as BEMS with integration of renewable energy source like solar.
- Aggregated consumption of each building is monitored with a sophisticated Smart meter monitoring all possible electrical parameters including power quality.
- Each individual network to be monitored with low cost smart module and controlling with BEMS.
- All monitoring and actuation devices are linked to local and central servers using heterogeneous wireless network architecture
- All smart meters can log data to the central server which controls central power distribution system powering all buildings.
- Central server can also be responsible for switching between local renewable energy resources like solar and utility grid of each building.

# Scaling the monitoring network in IITH building with ZigBee multi-hop communication

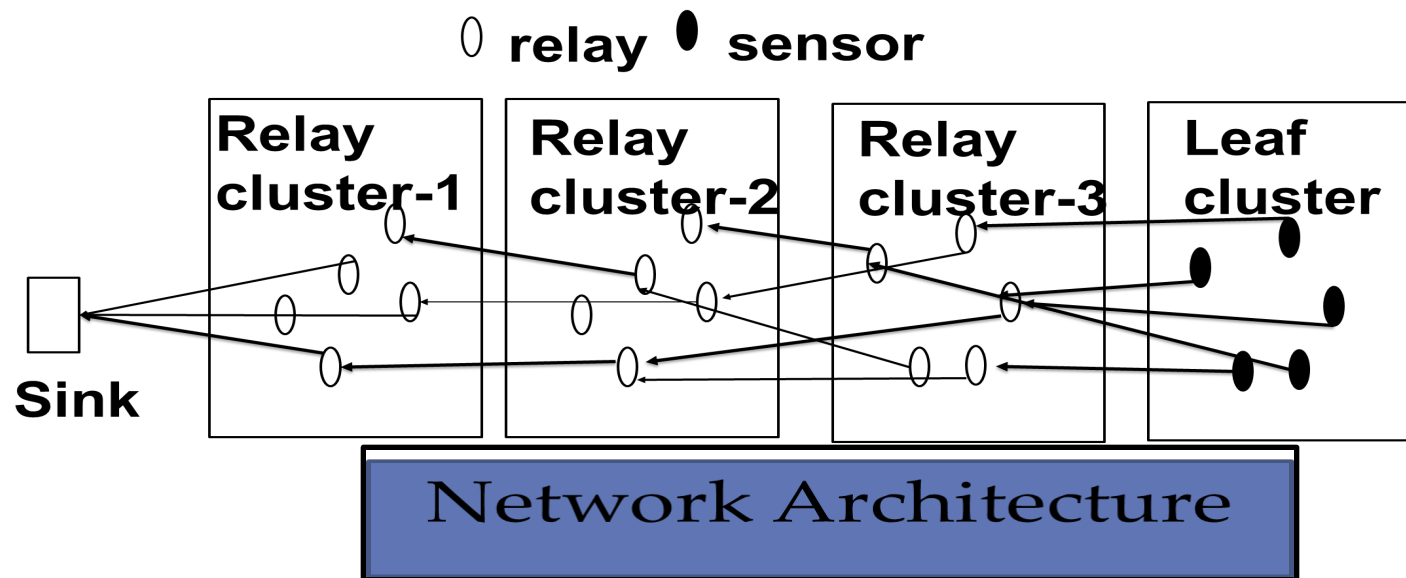
- Multi-hop ZigBee network is essential to scale the network over large area of building.
- IEEE 802.15.4 compliant IITH mote are formed as multi-hop network to forward data from the field to sink node.
- A three node multi-hop network forwarded data from CPS lab to sink node in EE lab with a reliable link.
- Output power of the antenna is set to 3db.
- Distance observed for an indoor single hop ZigBee communication is approximately 30 metres where as outdoors it is around 110 metres in line of sight.
- **Multi-hop wireless network deployment for smart building monitoring and analysing the performances**



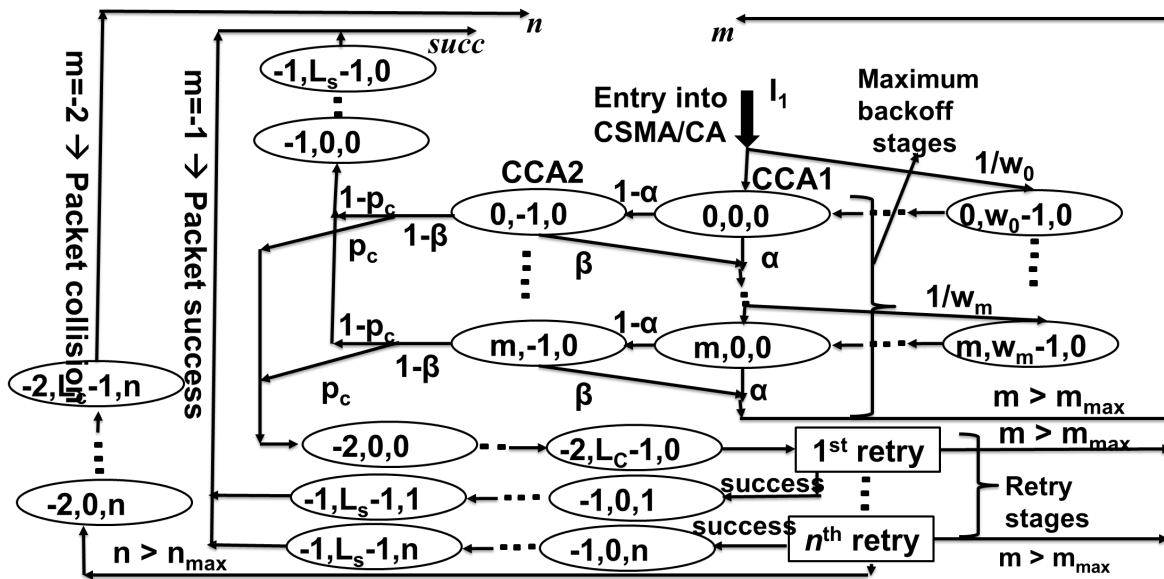
Multi-hop Network deployed at IIT Hyderabad

# 3-Dimensional Markov model for IEEE 802.15.4 MAC targeting dense traffic IoT applications

- Existing multi-hop models lack state wise behaviour of a relay node. Previous models cannot be directly applied to evolving dense traffic applications like IoT.
- Integration of CSMA/CA with state behaviour with Anycast routing is the primary research interest of the proposed model. A 3 dimensional Markov model with state behaviour and Anycast routing is developed and analysed.



# 3D Markov model of IEEE 802.15.4 CSMA/CA



3 dimensions :backoff stages ( $m$ ) , backoff counter ( $k$ ) and collision retries( $n$ )  
 → Using Normalization property of markov chains and state wise models  
 Channel busy probabilities in CCA1 ( $\alpha$ ), CCA2 ( $\beta$ ), channel sensing probability ( $T$ ) are required for complete analytical model

$$P_S + P_I + P_A + P_{CSMA} = 1$$

Where  $P_S$  ,  $P_I$  ,  $P_A$  and  $P_{CSMA}$  are Sleep, Idle-Listen, Active-Tx and CSMA/CA state probabilities

# Reliability and Delay models

$$R_E = \prod_{k=1}^h R_k$$

*$R_E$  is the end to end reliability and  $R_k$  is the single hop reliability*

$$D_{\text{total}} = (D_{\text{csma}} + D_{\text{active}} * S_b) * h$$

*$D_{\text{total}}$  is the end to end delay,  $D_{\text{csma}}$  and  $D_{\text{active}}$  are delay in CSMA state and Active states respectively,  $h$  is number of hops,  $S_b$  is the unit backoff time*





**Thank you!**